

WHAT I LIKE MOST ABOUT YOU IS

YOUR INTELLIGENCE AND SENSITIVITY.



LOOK WHO'S TALKING!



INTRODUCING

THE NELLCOR® **OXIMAX™** PULSE OXIMETRY SYSTEM.

A NEW WAY OF COMMUNICATING.

A BETTER WAY OF MONITORING.

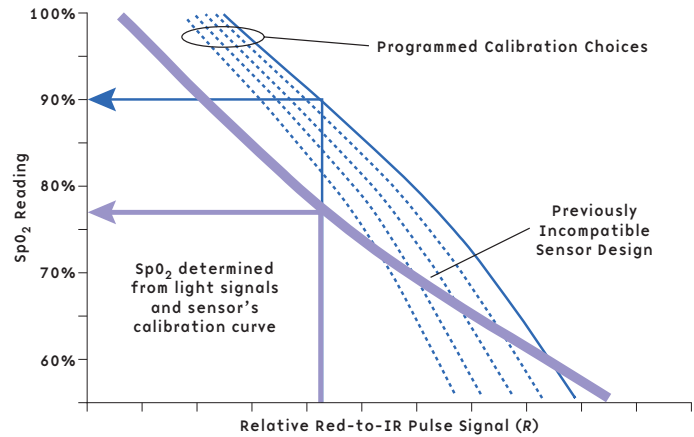
The Nellcor® *OxiMax*™ Pulse Oximetry System establishes a new milestone in patient safety monitoring that will impact clinical settings from the everyday to the extraordinary. This revolutionary new system is designed to raise the standard of care beyond the historical norm—not only through new technology, but also through new thinking.

For the first time we bring true intelligence to both monitor and sensor, enabling them to exchange information and communicate with the clinician. The expandable *OxiMax* technology platform includes a new array of intelligent sensors that lets you take full advantage of the ongoing advances in pulse oximetry.

The Nellcor *OxiMax* Pulse Oximetry System is ready to work with you. In today's challenging environment, and tomorrow's changing world.

PULSE OXIMETRY CALIBRATION CURVES

SpO₂ is determined from the relative red-to-infrared signal strength and the sensor's calibration curve. Traditional systems preprogram one curve or a limited set of curves within the monitor. Innovative sensor optics, bandaging designs or monitoring sites could be limited if accurate performance required an unestablished curve. *OxiMax* technology moves the sensor's specific calibration information into the sensor, providing infinite latitude in sensor design.



NEW DIGITAL MEMORY CHIP: PERFORMANCE THAT SPEAKS TO YOU

With the *OxiMax* Pulse Oximetry System, Nellcor embarks on a new technology platform that enables us to break free from the past and bring you pulse oximetry like you've never experienced before. Previously, sensor calibration resided within the monitor, and sensor designs had to conform to the preprogrammed data in order to calculate oxygen saturation (SpO₂). Now we've embedded a digital memory chip in the sensor itself that contains all the calibration and operating characteristics for that sensor design. This gives the monitor the flexibility to operate accurately with a diverse range of sensor designs, while opening up a whole new world of pulse oximetry innovation that will help you provide better patient care.



A small, digital memory chip resides within every Nellcor *OxiMax* sensor, transmitting sensor-specific data to the monitor to enhance pulse oximetry performance and provide responsive, clinician-friendly features.

Platform for the future

The *OxiMax* system will seamlessly accommodate future sensor developments that expand clinical applications for pulse oximetry monitoring.

Cutting-edge engineering

Versatile *OxiMax* platform allows Nellcor to incorporate the latest opto-electronic technologies of today and tomorrow, ensuring optimal monitoring performance.

OxiMax Pulse Oximetry System

The complete system includes *OxiMax* monitors, starting with the N-595 Pulse Oximeter, and the new family of Nellcor *OxiMax* sensors.*

Sensor-monitor communication

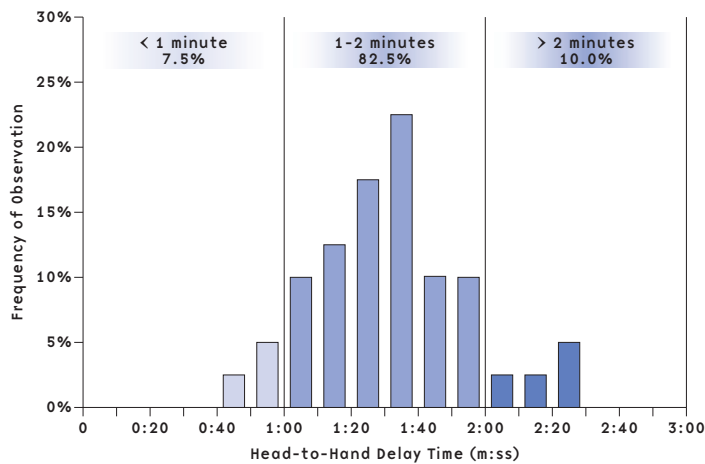
A unique communication link between the *OxiMax* pulse oximeter and sensor empowers the monitor to convey valuable information to caregivers:

- The Sensor Messages function enables the *OxiMax* monitor to display troubleshooting tips to help clinicians optimize sensor placement.
- Sensor Event Report allows alarm event history to travel with the patient for quick assessment throughout the hospital.



* When *OxiMax* sensors are used with previous-generation Nellcor and Nellcor-compatible monitors, many *OxiMax* system features are not accessible. Because of its unique performance characteristics, the *MAX-FAST*™ Adhesive Forehead Sensor does not operate with previous-generation Nellcor monitors.

MAX-FAST PERFORMANCE COMPARED WITH FINGER SENSORS IN REPORTING SPO₂ CHANGES



This graph shows study results using *MAX-FAST* forehead sensors and MAX-A Digit Sensors with the Nellcor N-595 Pulse Oximeter. Ten healthy subjects were exposed to cold temperatures to produce low pulse perfusion. The graph highlights the observed time differences between head and finger sensor sites in responding to changes in FiO₂. On average, it took one to two minutes longer for the finger site to reveal changes in SpO₂ compared with the head sensor site.¹

NEW MAX-FAST™ ADHESIVE FOREHEAD SENSOR: ABOVE THE ORDINARY

Offering a significant advancement in patient safety monitoring, the Nellcor *MAX-FAST* Adhesive Forehead Sensor is our first sensor innovation enabled by the *OxiMax* technology platform. This revolutionary sensor detects changes in SpO₂ notably earlier than digit sensors during poor perfusion conditions. It also gives you a truer picture of the magnitude of transient desaturations.

Faster hypoxemia detection

Designed for use on the patient's forehead, a site closer to the heart, the *MAX-FAST* sensor responds to changes in arterial oxygen saturation typically one to two minutes sooner than digit sensors for patients with weak pulses.

Signal strength

Unlike ear sensors, which may cause pressure necrosis and are subject to vasoconstriction, the *MAX-FAST* sensor maintains stronger signal integrity.

Convenient sensor site

Clinicians often have easier access to the forehead than to the hands, especially in the operating room.

Highly accurate

MAX-FAST sensors are more accurate than all other ear, nose and forehead sensors.

Clinical versatility

Effective for mechanically ventilated and supine patients.

Efficient and economical

A single *MAX-FAST* sensor can be used for up to two days with appropriate site inspections and changes.



New *MAX-FAST* Adhesive Forehead Sensor supports more accurate and responsive monitoring.

I LIKE THE WAY OUR

RELATIONSHIP IS EVOLVING.



NELLCOR'S BEST-IN-CLASS OXIMETRY: POETRY IN MOTION

Nellcor is continually furthering pulse oximetry development, and the *OxiMax* Pulse Oximetry System incorporates our highly evolved advanced digital signal processing. This latest technology enables the *OxiMax* system to read through those conditions most challenging to pulse oximetry—motion combined with low perfusion.

Introducing the N-595 Pulse Oximeter

Our first *OxiMax* monitor offers you the most advanced technology available, providing substantially greater accuracy than conventional oximetry, even for difficult-to-monitor patients with motion and low perfusion.

OxiMax advanced digital signal processing

Multiple engines run simultaneously to read through motion artifact and low perfusion to qualify pulses, sound a beep tone and calculate accurate saturation and pulse rate values.

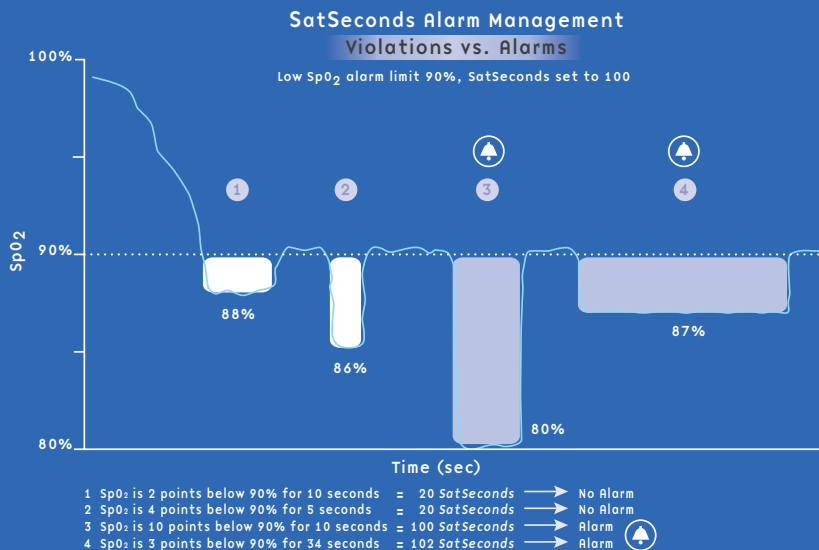
Multiparameter compatibility

OxiMax technology is available to our numerous original equipment manufacturer (OEM) partners through a new series of pulse oximetry modules, starting with the MP-506.

Reduce nuisance alarms

The N-595 Pulse Oximeter has Nellcor's *SatSeconds*™ Alarm Management technology, an innovative feature for managing nuisance alarms without sacrificing patient safety.

The *SatSeconds* function analyzes desaturation events by multiplying their duration (seconds) by the number of percentage points the patient exceeds the alarm limit. Clinicians can set the *SatSeconds* limit, or clock, to 10, 25, 50 or 100 *SatSeconds*. In this graph, the clock was set to 100, and therefore only events that equal or surpass the 100 *SatSeconds* limit cause the alarm to sound.



IT'S GREAT WHAT CAN BE ACCOMPLISHED
WHEN WE WORK TOGETHER.



OXIMAX SENSOR FAMILY: SO MANY CHOICES

An integral part of the *OxiMax* Pulse Oximetry System, our new breed of intelligent, interactive *OxiMax* sensors provides added functionality for clinicians. As always, Nellcor offers a sweeping array of sensor choices to meet diverse patient needs. You can choose from our full line of adhesive, reusable and specialty sensors equipped with the digital memory chip to give you *OxiMax* power. *MAX-FAST* and future sensors will have a white plug.

Less light interference

New *MAX-A* and *MAX-P* sensors block 3.5 times more ambient light than previous Nellcor sensors to prevent interference with SpO₂ readings.

Tear-resistant bandages

MAX-A and *MAX-P* sensors also feature new tear-resistant bandage material to save you time, money and frustration.

Sensors that talk to you

The Sensor Messages function provides caregivers with sensor application tips.

Quick patient status

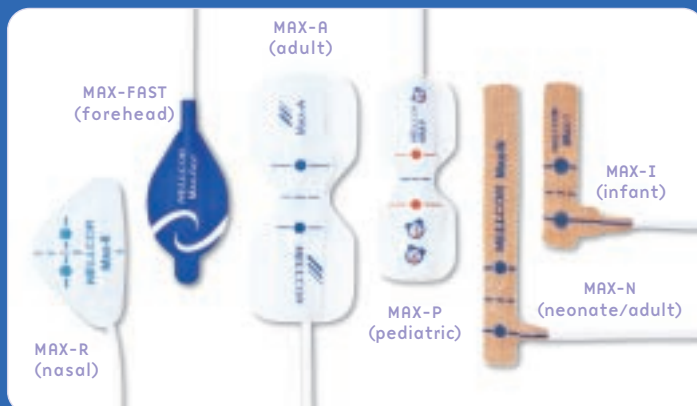
Clinicians can use the Sensor Event Report function to quickly review alarm events that occurred while the sensor was on the patient.

VALUE-ADDED SERVICES: THE NELLCOR COMMITMENT

Nellcor is fully committed to offering you more: more clinical utility, more customer support and more value-added services to help you gain the full benefits of Nellcor technology.

These services include:

- **Nellcor Oximetry Sensor Utilization Analysis**
A highly trained Nellcor clinical consultant will review your pulse oximetry and sensor use practices to help you maximize efficiency and minimize costs.
- **Rewards and Special Programs**
Nellcor's flexible purchasing programs enable equipment purchase based on sensor commitment agreements and equipment trade-in credits.
- **Nellcor Sensor Recycling: Because Nellcor Cares®**
This program allows participating hospitals to cut medical supply costs, reduce medical waste and help the environment.
- **In-Service/Staff Development**
Nellcor offers in-person, on-site pulse oximetry training by credentialed clinical consultants. Customers can also earn CE credits through our Clinical Education program.



For more information on the revolutionary new Nellcor *OxiMax* Pulse Oximetry System, please contact your Nellcor representative, call Nellcor Customer Service at 1-800-NELLCOR or visit www.oximax.com.

tyco

Healthcare

Nellcor

4280 Hacienda Drive
Pleasanton, CA 94588
Tel 925.463.4000
Toll Free 1.800.635.5267
www.nellcor.com

Tyco Healthcare UK LTD.
154 Fareham Road
Gosport, UK PO13 0AS
Tel +44.1329.224000

© 2002 Nellcor Puritan Bennett Inc.
All rights reserved.

F.c 0372v1-0402
MN17502

Be Certain.